





Phonological Awareness Activities for May

Phonological awareness is about understanding sound structures in words (not the letter name) and this skill helps your child learn to read and write

Sunday	Monday	Tuesday	Wednesday	Thursday	Friday	Saturday
	27/04 Give an example of each of these: - Sound - Word - Sentence You can do this spoken or written	28/04 Find two short words (e.g. mat, light) and two long words (e.g. watermelon, television) around the house	29/04 Make the longest sentence you can and then count how many words you used	30/04 <i>A syllable is: Breaking up a word into its parts</i> Clap the syllables and count how many: Cat / er / pil / lar Door U / ni / corn	1/05 Find three items in the kitchen and clap out the syllables of each word	2/05 Your partner says a word and you jump for each syllable
3/05 <i>Rhyme is when the end of the word sounds the same</i> Do these words rhyme? Cat - Sat Log - Tree Log - Fog	4/05 Which words rhyme in "Humpty Dumpty"?	5/05 Think of three words that rhyme with mouse. Can you think of another one that's not a real word?	6/05 How many words can you think of that rhyme with 'tree'? 	7/05 See if you can words that rhyme in your house or outside (e.g. door, floor)	8/05 <i>Onset= first sound(s) in a word</i> <i>Rime = vowel and last sounds</i> Example: Tent /t/ is the onset /ent/ is the rime Break up these words: tent, sent, bent	9/05 Keep the first sound the same and change the word endings to make new words. Example, choose the letter /p/: Pan Pen Pot
10/05 Pick three things in the fridge. Say the first sound of the word (e.g. milk starts with 'mmm')	11/05 Make a sandwich as you say the first sound in each ingredient	12/05 Play "I Spy" with the first sound (I spy with my little eye, something beginning with 'ssss')	13/05 Try to make a sentence with all the words starting with the same first sound	14/05 <i>Final sounds is the last individual sound in a word</i> What is the last sound in these words? Tap - last sound is /p/ Pen - last sound is /n/ Table - last sound is /l/ not /e/.	15/05 Find 5 words that have the same last sound 	16/05 Tell me the first and last sounds of items in the bathroom
17/05 <i>Blending sounds to make words</i> Say these sounds on their own, then push them together to make the word: c-a-t p-l-ay s-ea-t	18/05 Pick a page from a story book, adult breaks up the sounds of a word (e.g. h...or...se) and the child has to say the complete word (e.g. horse)	19/05 Adult gives an instruction with the sounds in a word separated. E.g. "go and get your h-a-t"	20/05 <i>Segmenting words is isolating individual sounds in a word (not the letters)</i> Say the child's name then separate each individual sound E.g.: Tom = T-o-m	21/05 Bounce a ball for each sound in these words: pat - "p-a-t" cap - "c-a-p" lap - "l-a-p" chip - "ch-i-p"	22/05 Say your favourite TV show and segment the word into sounds e.g. "B-l-u-ey"	23/05 Pick two friends and segment the sounds in their names
24/05 Pick a page from a story book, the adult chooses a word and the child breaks up the sounds in the word	25/05 Adult points to a picture of an animal. The child segments the sounds of the animal's name 	26/05 <i>Manipulation is how sounds move about in words</i> Say pig, replace the /p/ in pig with /d/ - "dig"	27/05 Say chimney without the 'chim'	28/05 Take away the first sound from bat - "at"	29/05 Add an /s/ sound to the beginning of these words to make a new word - Lot (slot) - No (snow) - Car (scar) - Leap (sleep)	Compiled by: South East Region Speech-Language Pathologists Rachel Kennedy & Ellie Thorsen Department of Education 